

We are beginning our mission projects. Students will be researching and writing their missing projects in class. Students will have two choices for their final mission project. These projects will involve art, creativity, research, and writing. (We will not be building models of a mission.) Please look at the guidelines (attached) for these projects. Talk with your child, and return this paper with your signature. This project will be a significant part of the student's Social Studies grade for the 2nd trimester.

Estamos comenzando nuestros proyectos de misión. Los estudiantes investigarán y escribirán sus proyectos faltantes en clase. Los estudiantes tendrán dos opciones para su proyecto final de misión. Estos proyectos involucrarán arte, creatividad, investigación y escritura. (No construiremos modelos de una misión). Por favor, mire las pautas (adjuntas) para estos proyectos. Hable con su hijo y devuélvale este papel con su firma. Este proyecto será una parte significativa de la calificación de Estudios Sociales del estudiante para el segundo trimestre.

California Mission Project Deadlines

turn over/otra→

- Dec. 5, Mon Project assigned and research starts
- Dec 9, Fri Project decision & **page1 of DRAFT/ 9 de diciembre, viernes** Decisión del proyecto & página 1 del BORRADOR
- Dec 12, Wed Draft Research Notes **page 2 Due / 12 de diciembre, miércoles** Fecha de entrega del borrador de las notas de investigación pagina 2
- Dec 19, Wed Complete Research Notes **pages 3&4 Due / 19 de diciembre, miércoles** Fecha límite para completar las notas de investigación
- Jan 10, Tue **3 paragraphs published Due / 0 de enero, martes** 3 párrafos/artículo publicado Vencimiento
- Jan 13, Fri **Entire published piece Due / 13 de enero, viernes** Pieza publicada terminada Vencimiento

Thank you / Gracias mucho,
Ms. Lewis / Maestra Lewis

✂️ *****

Dear Ms. Lewis,

Project Choice Due FRIDAY December 9th, 2022

I have decided to complete (check one):

_____ **Project #1** - Write about a mission using the drafting template, then publish your writing.

_____ **Project #2** - Write about a mission using the drafting template. Instead of publishing your writing on binder paper, you will visit and photograph a Mission (requires a parent or guardian signature). You will write 2+ sentences about each of 8 pictures to tell us what each is about.

Fotografiar una Misión (requiere una firma de padre / tutor) _____

↑↑parent or guardian signature/firma de padre

Student name _____ date _____

Parent signature/firma de padre _____

STUDENTS: You will be creating a mission hands-on project. You will use the computer to do some research, but your finished work will be a hand written published piece (on binder paper). We will **NOT** be building models of a mission.

Please choose **ONE** of the options for your mission project. If you choose to visit a mission (Project #2), you will need a parent signature by **Dec. 9**.

PROJECT #1: Research and Publish a Mission Report

You will complete the 4 page Mission Report DRAFT packet neatly with information you pulled from books and links from Ms. Lewis' website: iteachchildren.weebly.com/projects Make sure you meet all the due dates.

PROJECT #2 – Research Report and Photograph a Mission

***** Parent permission required by December 9th *****

Complete the Mission Report Draft packet. Instead of publishing your writing, you will:

- (a) Visit any of the 21 missions in California (there are several very close to us)
- (b) Photograph at least 8 different, important historical areas or items in the mission. Some suggested photos are the front of the missions, church, statues, cemetery, patio/courtyard, indoor kitchen, bells, padres' quarters, soldiers' barracks, tools and objects used in mission times, or anything you find interesting.
- (c) For each picture you take, you must write 2-3 (2-3) detailed, high quality sentences describing the picture and stating its importance to the mission. Make sure your sentences are complete, use academic language, and are not a list of items. It may be helpful to read and take notes/pictures on the signs posted around the mission explaining what you see. Be sure to pick up a visitor's guide or flyer about the mission.
- (d) Display your information in a creative way (as a scrapbook, on a poster board, "science fair" board, etc.) You will have limited class time, so plan on doing most of this part at home. It should be neat and colorful.

California Mission Report

(cover page – include a cover page with final report)

Mission _____

(location) _____

by _____

December 2022-January 2023 ~ 4th Grade
San Martin Gwinn Elementary

Due Dates

Assigned

Dec. 5, Monday

Dec. 9, Friday Decision and page 1 Mission Report Draft

Dec. 12, Wednesday page 2 Mission Report Draft

Dec. 19, Wednesday page 3 & 4 Mission Report Draft

Jan. 10, Tuesday At least 3 paragraphs published & map

Jan. 13, Friday ALL paragraphs published & map

Rubric

↓ Check each area off when finished ↓ ***This area for teacher only*** ↓

		<i>missing</i>	<i>ok</i>	<i>good</i>	<i>great</i>
___	Established	0	1	2	3
___	Natives	0	1	2	3
___	Livestock and Crops	0	1	2	3
___	Work at the Mission	0	1	2	3
___	Rebuilding	0	1	2	3
___	Natural Disasters at Mission	0	1	2	3
___	Unique Characteristics	0	1	2	3
___	My Favorite Part	0	1	2	3
___	CA Map with mission & name	0	1	2	3
___	California Map	0	1	2	3

Established

Mission _____ (name of mission)
was established on _____ (date) by Father

_____ (name of founder). My mission is
ranked _____ (1st, 12th, 3rd, etc.) among the 21 California Missions, based on
its geographical location on the California coast. This mission has the
nickname of _____
because _____
_____.

The mission’s main purpose was to convert the natives to Christianity
and to claim California territory for Spain. (If you have searched thoroughly and can’t
find a nickname, use this sentence: “This mission has no known nickname.”)

Natives

The Native Californians in Mission (name of mission) _____

territory were (what tribe?) _____.
Their traditions or way of life before the missionaries came included (type
of homes, how they got food, etc.) _____,
_____, and
_____.

After the missionaries arrived, their lives changed. (describe how the natives' lives changed and how they were treated by the missionaries) _____

_____.

The number of California Native converts, also called neophytes, grew to approximately _____. (write any other information you can find on the natives here.) _____

_____.

(If they were treated poorly, describe what happened and what the Natives did in response to the poor treatment.)

_____.

Livestock and Crops

The type of livestock (animals) raised at the mission were _____, _____, _____, and _____.

They planted crops in their fields of _____, _____, _____, and _____. There were also orchards (food that grows on trees) of _____, _____, and _____. All of

these together provided the majority of the food for the missionaries and workers.

Work at the Mission

The Padres needed help to build and to tend the land and livestock. Men did work, such as _____, _____, _____, and _____. Women did many jobs, such as _____, _____, _____, and _____. Children helped wherever they could. Everyone needed to work together to survive at the mission.

Rebuilding

The Padres and the Native Californians built and rebuilt the church _____ times. The original church was completed in _____ (date) and was constructed with adobe bricks made from clay, straw and water. Over the years, (list any problems) _____

These problems caused damage to the mission and it had to be rebuilt.

Natural disasters (Give *details* about earthquakes, floods, lightning, fires, etc. that damaged the mission.)

Unique Characteristics

One of the most unique characteristics (special or unusual things) of this mission _____

My Favorite Part

My favorite part about researching my mission was _____

_____ I enjoyed this the most because (give details / be specific) _____













Locate and label the following









- Sacramento – California's capital city
- San Francisco Bay SF
- Monterey – California's first capital M
- My Mission
- California/Oregon Border Oregon
- California/Nevada Border Nevada
- California/Arizona Border Arizona
- California/Mexico Border Mexico
- Lake Tahoe Tahoe
- Pacific Ocean ~Pacific Ocean
- Sierra Nevada Mountain Range ^^Sierras^^
- Mount Lassen ^Lassen
- Mount Shasta & Lake Shasta ^Shasta
- Mount Whitney ^Whitney
- Sacramento River ~ SacRiver
- San Joaquin River ~SanJuanRiver
- Colorado River ~ColoradoRiver
- Death Valley DeathValley
- Mojave Desert Mojave











California Map




Name of mission	
Jaxon, Abel	Mission La Purísima Concepción , Lompoc, CA
Molli,Zacchaeus	Mission Nuestra Señora de la Soledad , Soledad, CA
SophiaD, Rogelio	Mission San Antonio de Padua , Jolon, CA
Rowan, Amy	Mission San Buenaventura , Ventura, CA
Proj#2 only	Mission San Carlos Borromeo de Carmelo , Carmel, CA
Dulce, Julie, Brian, Luis, Guadalupe, Iker, MaddieD, Marco, Shane	Mission San Diego de Alcalá , San Diego, CA
Idris, Alanna	Mission San Fernando Rey de España , Los Angeles, CA
Proj#2 only	Mission San Francisco de Asís (Mission Dolores), San Francisco, CA
Londyn, Alba	Mission San Francisco Solano , Sonoma, CA
Liyah, Oliver, Camila	Mission San Gabriel , San Gabriel, CA
Brenda, Alvaro, Mateo, Jose	Mission San José , Fremont, CA
Ms. Lewis /Proj#2	Mission San Juan Bautista, San Juan Bautista, CA
SophiaC, Ximena	Mission San Juan Capistrano , San Juan Capistrano, CA
Aubrey, Eli	Mission San Luis Obispo de Tolosa , San Luis Obispo, CA
Kari, Cienna, Liliana	Mission San Luis Rey de Francia , Oceanside, CA
Krisztian, Zachary, Aurelia	Mission San Miguel Arcángel , San Miguel, CA
ArianaO., Edward Emmanuel	Mission San Rafael Arcángel San Rafael, CA
Andrew, Azul	Mission Santa Barbara , Santa Barbara, CA
Proj#2 only	Mission Santa Clara de Asís , Santa Clara, CA
Proj#2 only	Mission Santa Cruz , Santa Cruz, CA
Maria, ArianaV, MaddieW	Mission Santa Inés , Solvang, CA

<u>Mission La Purísima Concepción</u>	1787	<u>Lompoc</u>  <u>34°40'13.692"N</u> <u>120°25'14.2206"W</u>		Museum
<u>Mission Nuestra Señora de la Soledad</u>	1791	<u>Soledad</u>  <u>36°24'16.6278"N</u> <u>121°21'20.9046"W</u>		Chapel / museum
<u>Mission San Antonio de Padua</u>	1771	near <u>Jolon</u>  <u>36°00'54"N</u> <u>121°15'00"W</u>		Parish church
<u>Mission San Buenaventura</u>	1782	<u>Ventura</u>  <u>34°16'52"N</u> <u>119°17'53"W</u>		Parish church / museum
<u>Mission San Carlos Borromeo de Carmelo</u>	1770	<u>Carmel</u>  <u>36°32'33.6258"N</u> <u>121°55'11.04</u>		Parish church

		<u>96"W</u>		
<u>Mission San Diego de Alcalá</u>	1769	<u>San Diego</u>  <u>32°47'4"N</u> <u>117°6'23"W</u>		Parish church
<u>Mission San Fernando Rey de España</u>	1797	<u>Los Angeles</u>  <u>34°16'23.16" N</u> <u>118°27'40.32" W</u>		Chapel / museum
<u>Mission San Francisco de Asís</u> (Mission Dolores)	1776	<u>San Francisco</u>  <u>37°45'51.8" N</u> <u>122°25'37.3" W</u>		Parish church
<u>Mission San Francisco Solano</u>	1823	<u>Sonoma</u>  <u>38°17'38.443 2"N</u> <u>122°27'20.81 16"W</u>		Museum; originally planned as an <i>asistencia</i> to Mission San Rafael Arcángel
<u>Mission San Gabriel</u>	1771	<u>San Gabriel</u>  <u>34°5'50.59"</u>		Chapel / museum

		<u>N</u> <u>118°6'22.68"</u> <u>W</u>		
<u>Mission San José</u>	1797	<u>Fremont</u>  <u>37°31'58"N</u> <u>121°55'10"</u> <u>W</u>		Chapel / museum
<u>Mission San Juan Bautista</u>	1797	<u>San Juan Bautista</u>  <u>36°50'42.3"</u> <u>N</u> <u>121°32'9.2"</u> <u>W</u>		Parish church
<u>Mission San Juan Capistrano</u>	1776	<u>San Juan Capistrano</u>  <u>33°30'10"N</u> <u>117°39'46"W</u>		Chapel / museum
<u>Mission San Luis Obispo de Tolosa</u>	1772	<u>San Luis Obispo</u>  <u>35°16'50.534</u> <u>4"N</u> <u>120°39'52.35</u> <u>06"W</u>		Parish church / museum

<p><u>Mission San Luis Rey de Francia</u></p>	<p>1798</p>	<p><u>Oceanside</u>  <u>33°13'57.208</u> <u>2"N</u> <u>117°19'12.63</u> <u>36"W</u></p>		<p>Parish church / museum / retreat center</p>
<p><u>Mission San Miguel Arcángel</u></p>	<p>1797</p>	<p><u>San Miguel</u>  <u>35°44'41"N</u> <u>120°41'53"</u> <u>W</u></p>		<p>Parish church</p>
<p><u>Mission San Rafael Arcángel</u></p>	<p>1817</p>	<p><u>San Rafael</u>  <u>37°58'27.598</u> <u>8"N</u> <u>122°31'40.47</u> <u>6"W</u></p>		<p>Chapel / museum; originally planned as an <i>asistencia</i> to Mission San Francisco de Asís</p>
<p><u>Mission Santa Barbara</u></p>	<p>1786</p>	<p><u>Santa Barbara</u>  <u>34°26'18"N</u> <u>119°42'50.1"</u> <u>W</u></p>		<p>Parish church</p>
<p><u>Mission Santa Clara de Asís</u></p>	<p>1777</p>	<p><u>Santa Clara</u> </p>		<p>Parish church / university</p>

		<u>37°20'57.37"</u> <u>N</u> <u>121°56'29.76</u> <u>"W</u>		chapel
<u>Mission Santa Cruz</u>	1791	<u>Santa Cruz</u>  <u>36°58'41.220</u> <u>6"N</u> <u>122°1'45.839</u> <u>4"W</u>		Chapel / museum
<u>Mission Santa Inés</u>	1804	<u>Solvang</u>  <u>34°35'40.160</u> <u>4"N</u> <u>120°08'11.77</u> <u>02"W</u>		Parish church / museum

